



Is it possible that you could discover a new species?



Have you seen any polar bears or other animals? How close did they get?



What do you think the Arctic will look like in the future?



What do you miss most about home?



How do the toilets work in the Arctic?



How do you have a shower?



How long does it take to get from the base to the sample site?



How easy is it if you are vegetarian or have allergies?



Is it hard work dragging all of the equipment around? Do you get tired walking all day?



Is it ever too cold for you to go outside? Has anyone ever got frostbite in your team?



What kind of experiments do you do?



What causes the ice to melt?



What do you think will happen if the ice melts?

You can find further inspiration for questions by visiting the Explore Live page at bit.ly/DEExplore, which shows our latest social media updates from Arctic Live, as well as by browsing the photos and videos in the Media Zone at bit.ly/MediaZone.

STUDENT SHEET 5b: TWEET SHEET FOR ARCTIC LIVE



You have just 140 characters for your message or question.

A character is a letter, a space, or a number, or other symbols such as !?&@#.


You can draw your own twitter icon in the box provided.





 @DE_updates _____


   





 @DE_updates _____


   





 @DE_updates _____


   





 @DE_updates _____


   





 @DE_updates _____


   





 @DE_updates _____


   





 @DE_updates _____


   





 @DE_updates _____

 @DE_updates _____

 @DE_updates _____



Handwriting practice area consisting of nine rows. Each row features a dashed circle on the left, followed by a light blue rectangular box with a dashed horizontal line across its middle, intended for writing a question.

You can find further inspiration for questions by visiting the Explore Live page at bit.ly/DEExplore, which shows our latest social media updates from Arctic Live, as well as by browsing the photos and videos in the Media Zone at bit.ly/MediaZone.



Arctic Live is Digital Explorer's annual live education event from the UK Arctic Research Station. Each year, the Digital Explorer team travel to the most northerly permanent settlement in the world to bring life and science in the frozen north to life for classes globally.

Over the course of each two-week live event, the team conduct upwards of 70 live lessons via Skype with classrooms around the world, and send over 200 social media updates, as well as 360° virtual reality imagery and video.

These live events create great student engagement and enthusiasm for learning and exploration. Each Skype call is set up so that each student has the opportunity to ask a question. This is not a passive event, but fully interactive.

Arctic Live testimonials

Thanks again for this wonderful opportunity. It is amazing what 30 minutes can do! The children were honestly blown away by the fact that they were speaking to someone actually up there, past the Arctic Circle, and someone who is using science in their job. We as a school have had a real big push on showing the use of science in everyday life, so this has really added to all the efforts we have put in this year!

Mariana Binks, Science Coordinator, Culvers House Primary School, Sutton

It really was an incredible opportunity and we felt really privileged to take part. All the support materials on the website were amongst the best I have used and gave us so many ideas for activities in the classroom. The children loved the videos.

Thomas Billingham, Olney Middle school, Olney

Before the call takes place, classes can learn from the classroom resources available from Digital Explorer (bit.ly/Res_oceans) as well as browsing the photos and videos in the Media Zone (bit.ly/MediaZone). These help students develop their own questions for the call, all of which have to be 'un-Googleable'.

Examples of student questions can be found on Student Sheet 5a, part of Lesson 5 of the Frozen Oceans Geography 11-14 resources.

Live lessons can be booked via bit.ly/Oceans_events. Bookings become available as soon as the dates are confirmed for each live event.

Thank you so much for that opportunity to speak to you today and for taking the time out of your research to chat to students. Although you couldn't see it, the children all gasped when they saw you up on the screen and oohed and awed, something very special for them indeed, so thank you. They were hanging on your every word! Best of luck for the remainder of your 3 week stay and further work in Chile. I hope to stay connected to your work and perhaps if the opportunity arises again, I will get the older students involved as well. Take care.

Christopher Muller, Science co-ordinator Eastwood School, Southend on Sea